

SIGNING DOCUMENTS with National Digital Identity (NDI)

THE UX FLOW

31 March 2021

Singapore

Introduction - Features

The is a list of high level features of the signee experience (UX).

1. PDF centric - user has and reviews/fills the actual PDF
2. Submission from the PDF* [sign with singpass] button
3. Automatic signature positioning* with or without button
4. Manual signature positioning – one touch.
5. Language switch anytime.
6. Push PDF (via button), Pull PDF (screen1).
7. View when signing. (screen2) All pages, all devices.
8. After signing (screen3), signee chooses next step.
9. Identical UX for MOBILE, PAD or DESKTOP.

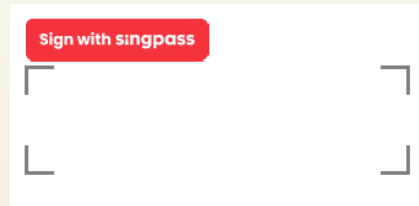
* conditioned interactive dynamic or static PDF

Introduction Experience

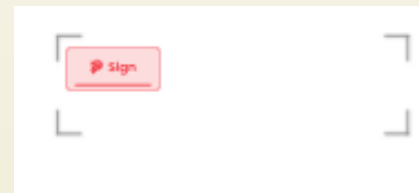
The following pages, screenshots describe the experience and workflow for a user who wishes to sign a document.

1. Document Centric – not task centric

- A. Signee is encouraged have the target document in their possession, this could be either via email, downloaded from a self-service web site, whatsapp, air dropped, etc.
- B. Similarly, the signee could be guided by a trusted person on a shared screen in person, or in conference (Zoom, Teams, Skype, Trainstation, etc)
- C. The image is a snapshot of a sample placement of a 'button' on a document.



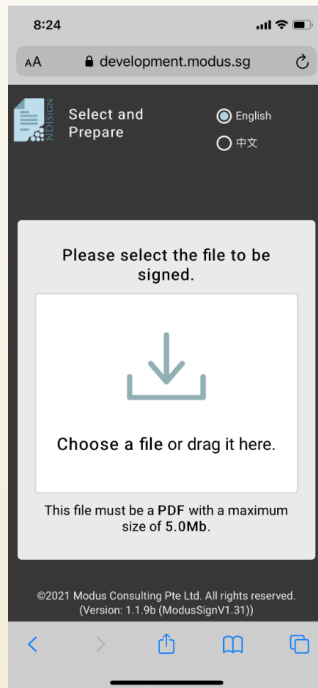
- D. This image to the right is a sample placement of a 'signature position' on a document in the UI.



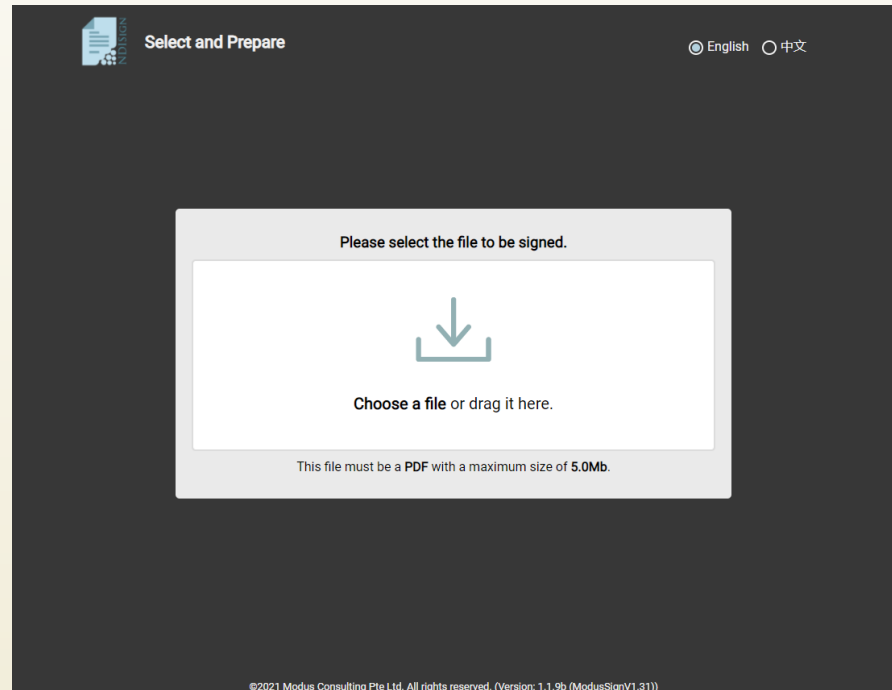
Select and Prepare

This is one of 3 screens that the signee *might* encounter – in the case of the documents conditioned with the ‘sign with singpass’ button, and automatic signature placement, this screen will not be available.

Mobile View



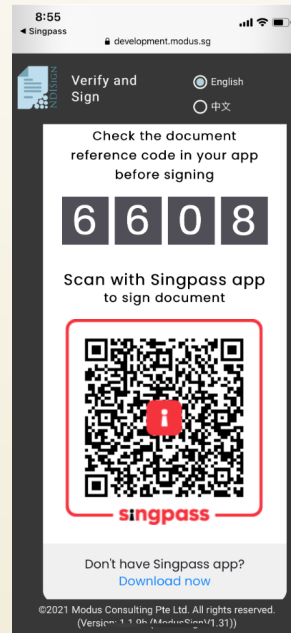
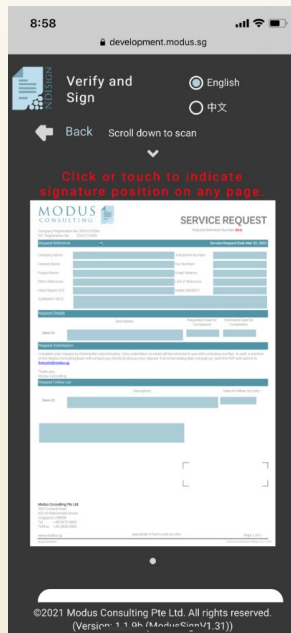
Desktop View



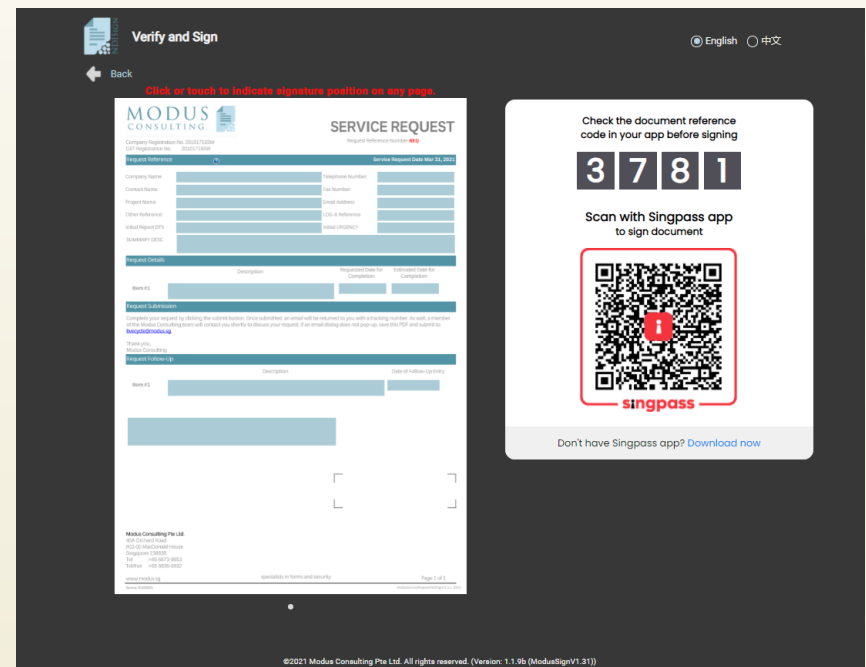
Review and Sign

This is screen (2) that the signee *will* encounter – in the case of the documents conditioned with automatic signature placement, this screen will not request a signature placement **in red**.

Mobile View (+ scroll down)



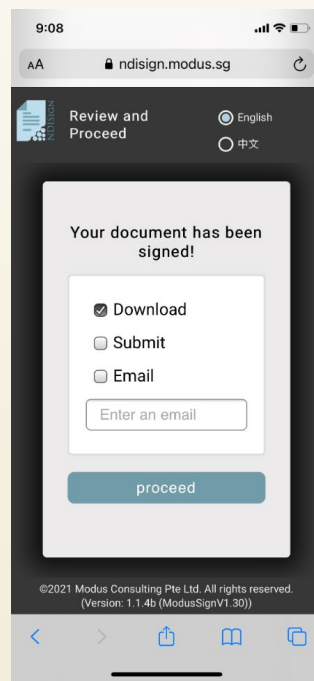
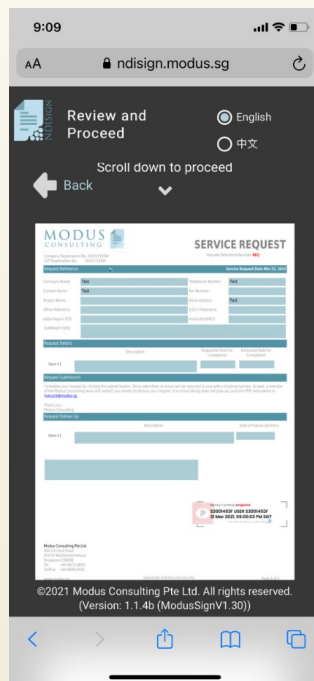
Desktop View



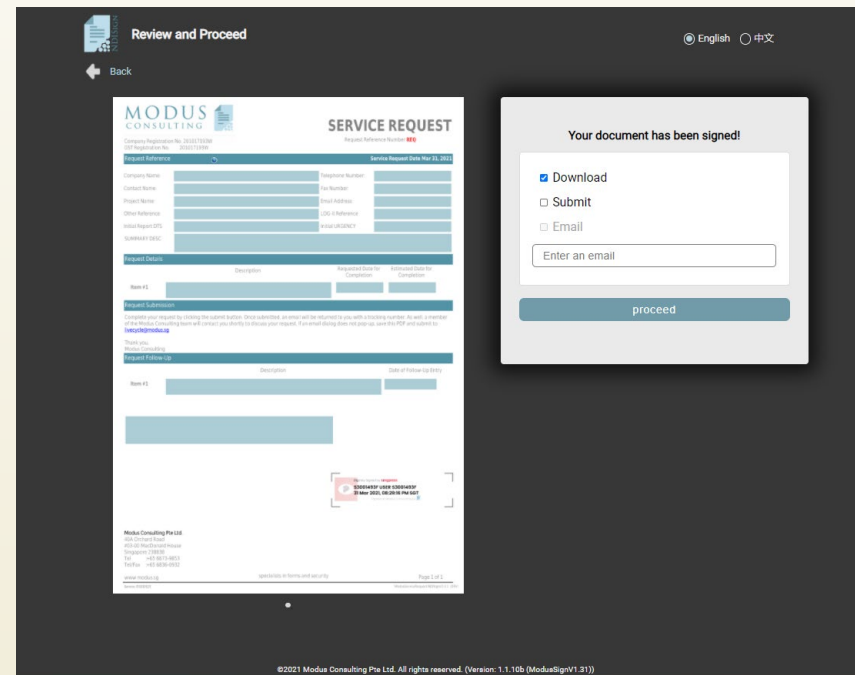
Review and Proceed

This is the final screen (3) that the signee *will* encounter – it is similar to (2), the document has been signed, and we currently have 3 options, of which *download* is defaulted – the use may select any or all options.

Mobile View (+ scroll down)



Desktop View



MODUS
CONSULTING



SPECIALISTS IN FORMS AND SECURITY

simply Efficient

Modus Consulting Pte Ltd